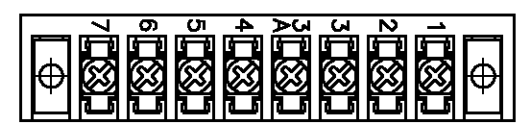


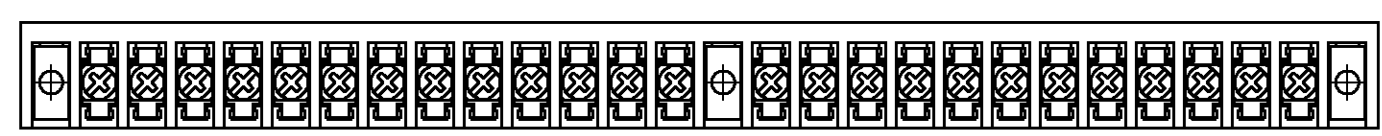
THIS DRAWING IS UNPUBLISHED. RELEASED FOR PUBLICATION
 © COPYRIGHT BY TYCO ELECTRONICS CORPORATION. ALL RIGHTS RESERVED.

LOC	DIST	REVISIONS					
FT	0	P	LTR	DESCRIPTION	DATE	DWN	APVD
			B	REVISED PER 0G3B-0221-04	5/31/04	SS	SRY

NOTES:
MATERIAL:
 HOUSING: THERMOPLASTIC, UL94V-0, BLACK.
 TERMINAL: BRIGHT TIN PLATED, COPPER ALLOY.
 SCREWS: NICKEL PLATED STEEL.
ELECTRICAL:
 RATED CURRENT: 10A.
 OPERATING VOLTAGE: 300V.
 WIRE RANGE: 16-30 AWG.
MECHANICAL:
 PITCH (TERMINAL SPACING): .250"
 OPERATING TEMP.: 120°C MAX.

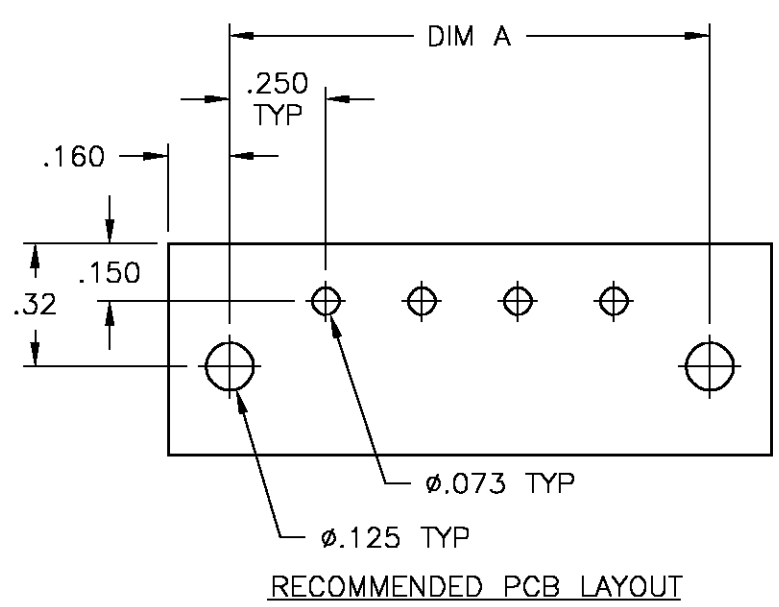
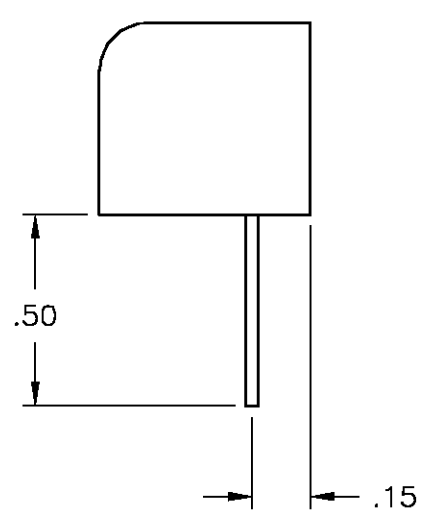
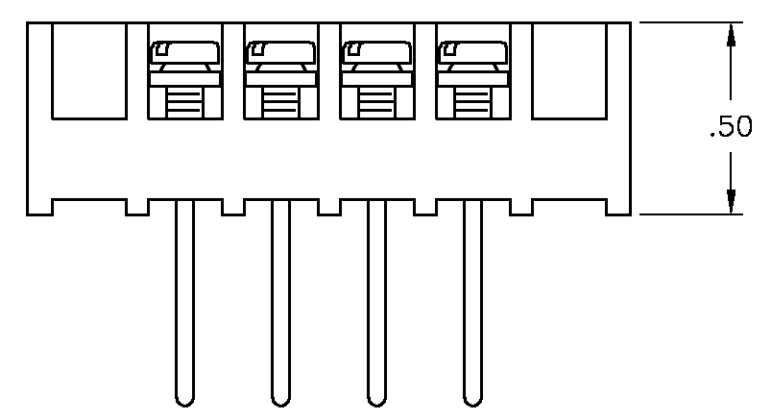
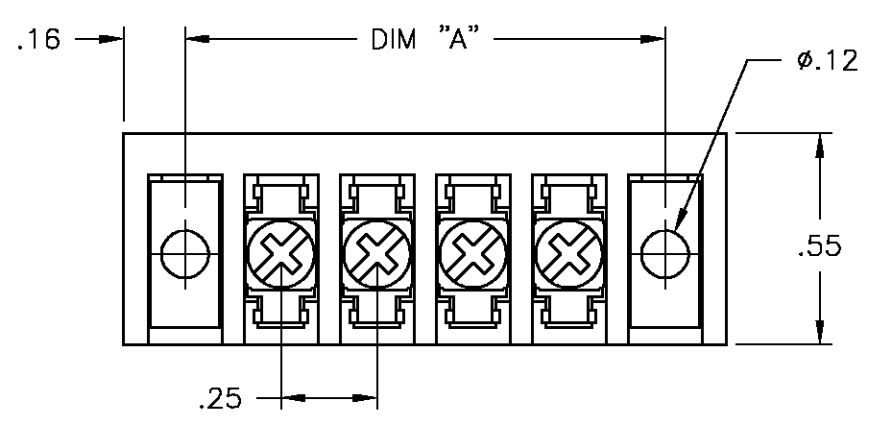


7-1546119-3



8-1546119-1

SEE FIGURE.



DIM "A"	NO. OF POS.	CATALOG NUMBER	TYCO PART NO.
7.250	28	3WWV-28-006	2-1546284-8
7.000	27	3WWV-27-006	2-1546284-7
6.750	26	3WWV-26-269	8-1546119-1
6.750	26	3WWV-26-006	2-1546284-6
6.500	25	3WWV-25-006	2-1546284-5
6.250	24	3WWV-24-006	2-1546284-4
6.000	23	3WWV-23-006	2-1546284-3
5.750	22	3WWV-22-006	2-1546284-2
5.500	21	3WWV-21-006	2-1546284-1
5.250	20	3WWV-20-006	2-1546284-0
5.000	19	3WWV-19-006	1-1546284-9
4.750	18	3WWV-18-006	7-1546119-9
4.500	17	3WWV-17-006	1-1546284-7
4.250	16	3WWV-16-006	7-1546119-7
4.000	15	3WWV-15-006	1-1546284-5
3.750	14	3WWV-14-006	1-1546284-4
3.500	13	3WWV-13-006	7-1546119-6
3.250	12	3WWV-12-006	1-1546284-2
3.000	11	3WWV-11-006	1-1546284-1
2.750	10	3WWV-10-006	7-1546119-4
2.500	9	3WWV-09-006	1546284-9
2.250	8	3WWV-08-267	7-1546119-3
2.250	8	3WWV-08-006	7-1546119-1
2.000	7	3WWV-07-006	4-1437647-4
1.750	6	3WWV-06-006	4-1437647-3
1.500	5	3WWV-05-006	6-1546119-8
1.250	4	3WWV-04-006	6-1546119-6
1.000	3	3WWV-03-006	1546284-1
.750	2	3WWV-02-006	1546284-2

THIS DRAWING IS A CONTROLLED DOCUMENT.

DWN	S SCHLEGEL	4/22/03
CHK	S YODER	4/22/03
APVD	S YODER	4/22/03
PRODUCT SPEC	-	
APPLICATION SPEC	-	
WEIGHT	-	
CUSTOMER DRAWING		

BUCHANAN Tyco Electronics Corporation
 Harrisburg, Pa 17105-3608

NAME: 3WWV-XX-006 ASSEMBLY

SIZE	CAGE CODE	DRAWING NO	RESTRICTED TO
A3	00779	C-4-1437647-3	-

SCALE: NTS SHEET: 1 OF 1 REV: B